

DATA SHEET

SV 300/2

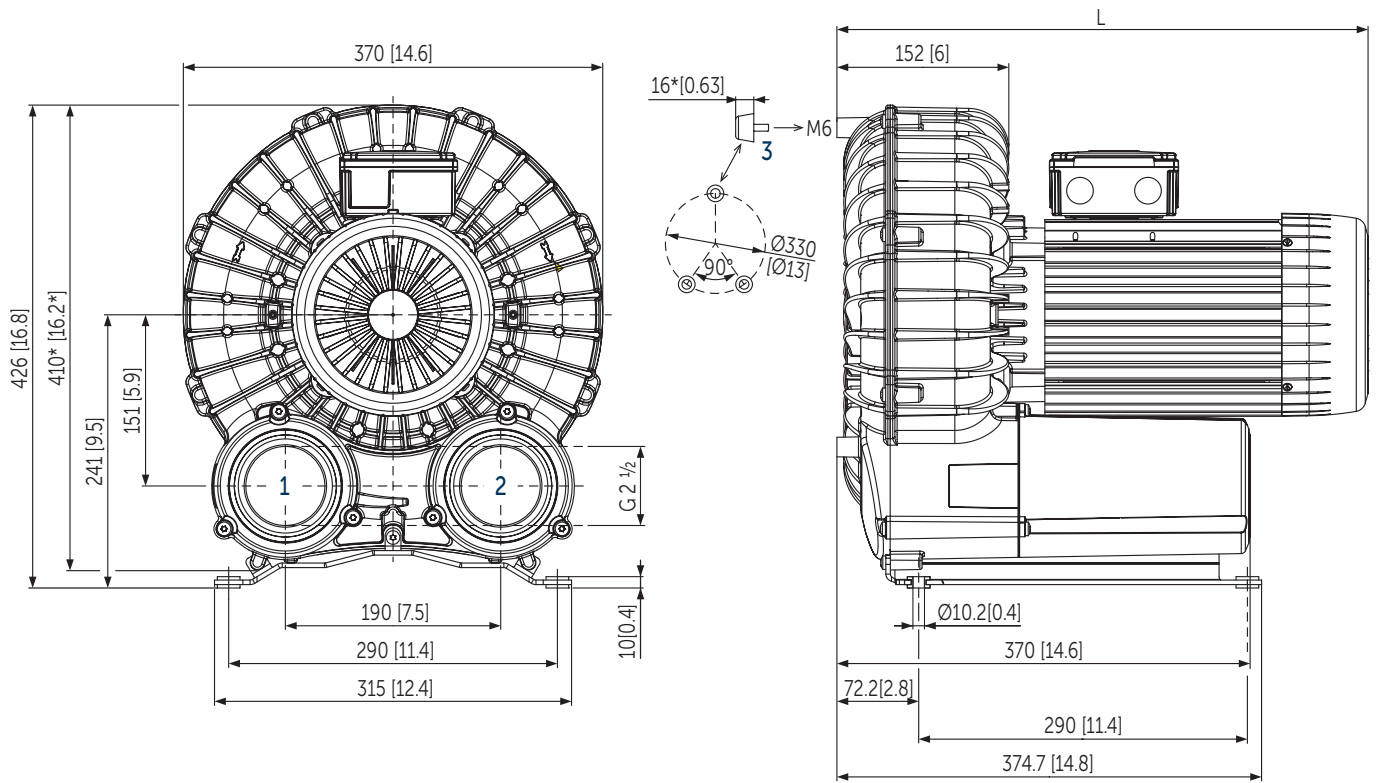
SIDE CHANNEL VACUUM PUMPS

double stage

air-cooled

MAKE IT BECKER.



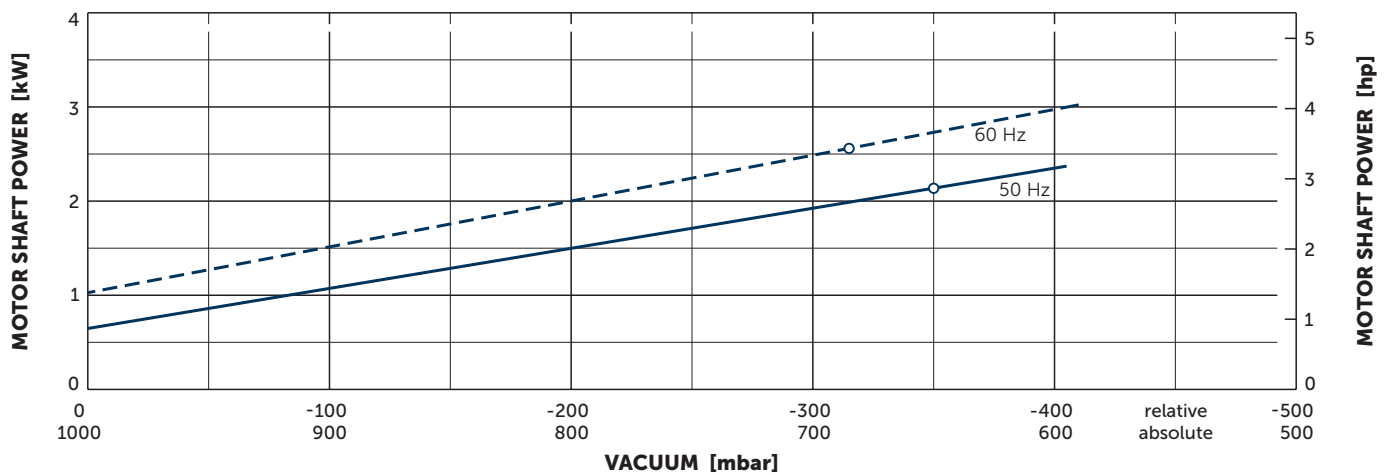
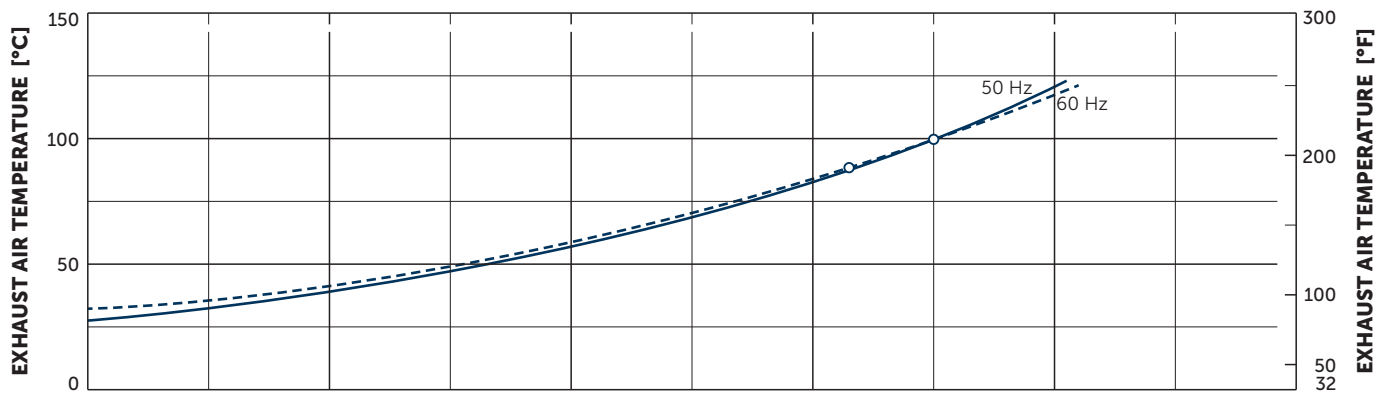
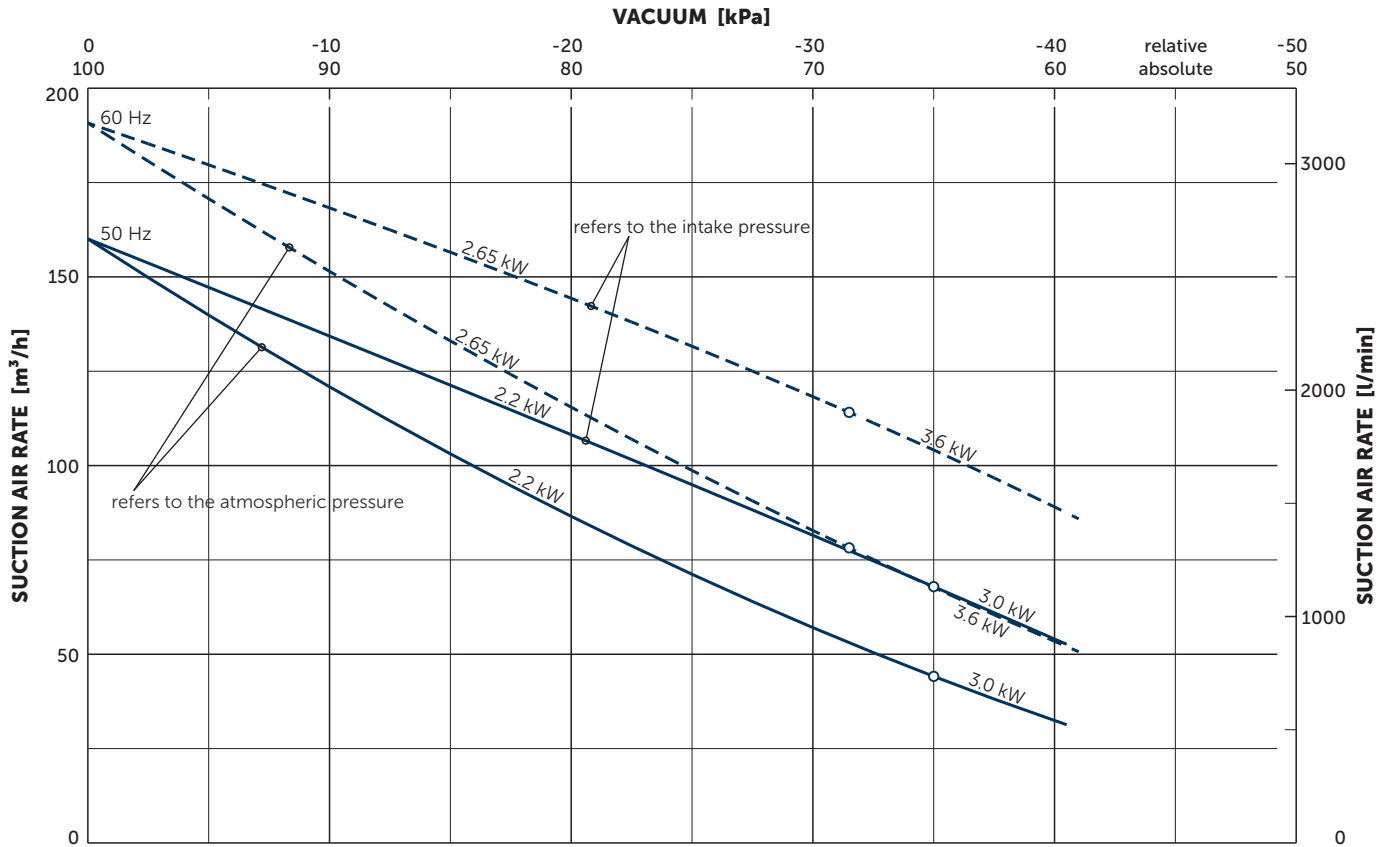


- 1 Vacuum connection (G2½)
- 2 Pressure connection (G2½)
- 3 Optional vibration dampers (rubber buffer) for vertical installation
- 4 Optional with shorter silencers
- * Device dimensions without pedestal under the silencer, with rubber buffers on the enclosure cover
- The motor illustration may vary
- Dimensions in mm [inch]

Suction air rate		Vacuum relative		Motors		Emission sound pressure level ¹⁾		Weight with motor	L
m ³ /h		mbar		kW		dB(A)		kg	mm [inch]
50 Hz	60 Hz	50 Hz	60 Hz	50 Hz	60 Hz	50 Hz	60 Hz		
160	190	-350	-315	2.2	2.65	67.7 (-265 mbar)	66.5 (-215 mbar)	42.5	469 [18.5]
160	190	-405	-410	3.0	3.6	69.6 (-275 mbar)	69.5 (-275 mbar)	45.0	494 [19.5]

¹⁾ According to DIN EN ISO 11203, accuracy class of measurement: class 2, extended measurement uncertainty: 3 dB
1 m [39.4 inch] distance, at medium load, both connection sides piped

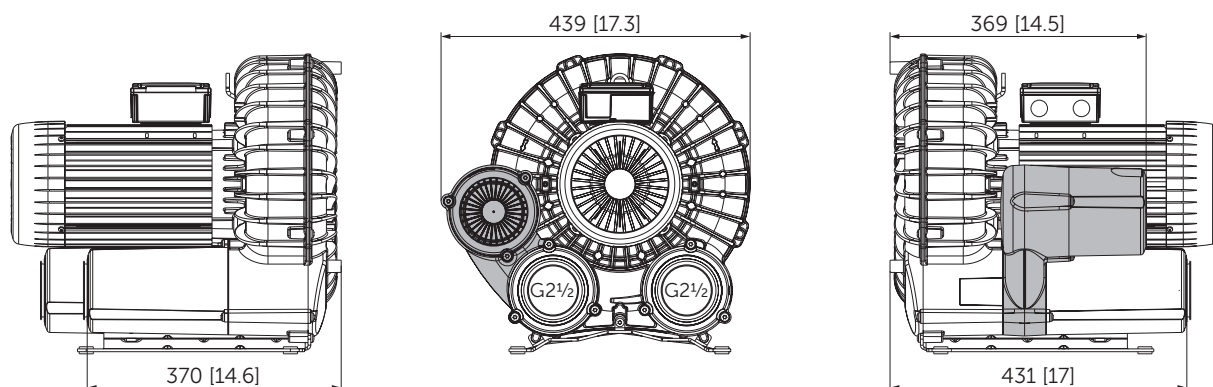
3~ Motors											
#	50 Hz					60 Hz					Version
	kW	V	IE3	min ⁻¹	A	kW	V	IE3	min ⁻¹	A	
01	2.2	Δ230/Y400	IE3	2910	7.7/4.45	2.65	Δ265/Y460	IE3	3510	7.6/4.4	UL • CSA IP55 • ISO F • bimetal
							Δ230/Y400		3460	8.3/4.6	
02						2.65	YY230/Y460	IE3	3510	8.6/4.3	UL • CSA • CC IP55 • ISO F • bimetal
							YY208/Y –		3460	9.2/ –	
03	3.0	Δ230/Y400	IE3	2890	10.6/6.1	3.6	Δ265/Y460	IE3	3500	10.6/6.1	UL • CSA IP55 • ISO F • bimetal
							Δ230/Y400		3460	11.6/6.7	
04						3.6	YY230/Y460	IE3	3510	12.4/6.2	UL • CSA • CC IP55 • ISO F • bimetal
							YY208/Y –		3480	13.0/ –	
05	3.0	Δ200/Y350	IE3	2920	13.9/8.0	3.6	Δ220/Y380–400	IE3	3500	12.6/7.3	IP55 • ISO F • bimetal
							Δ200/Y350		3470	13.2/7.6	



Reference data (atmosphere): 1000 mbar (100 kPa), 20°C (68°F)
 Tolerance: ±10%
 Temperature: Inlet air 0°C ... 40°C (32°F ... 104°F), Ambient air -10°C ... 40°C (14°F ... 104°F)

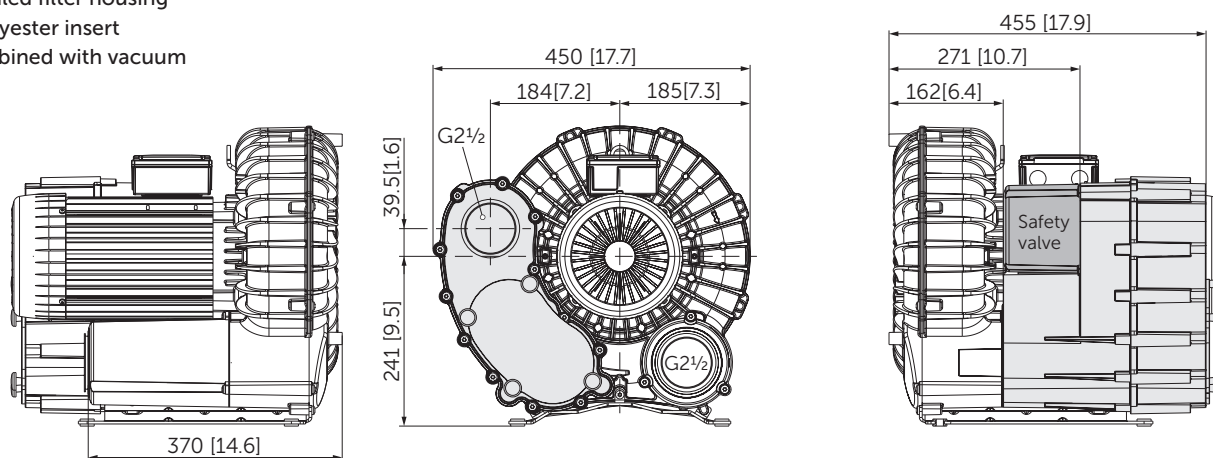
+ VARIANTS AND ACCESSORIES

VACUUM SAFETY VALVE



SUCTION FILTER

- Vacuum-sealed filter housing
- Paper or polyester insert
- Can be combined with vacuum safety valve



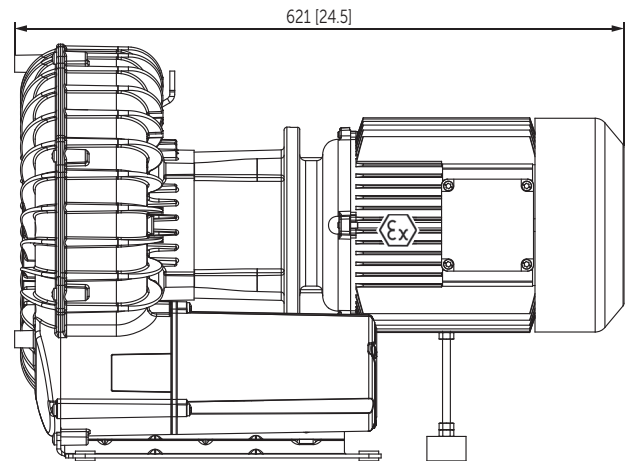
• Dimensions in mm [inch] – For other dimensions, see the figure on page 2.

ATEX SV 300/2 WITH MOTOR

- With coupling for flange motor
- The motor must be supported!

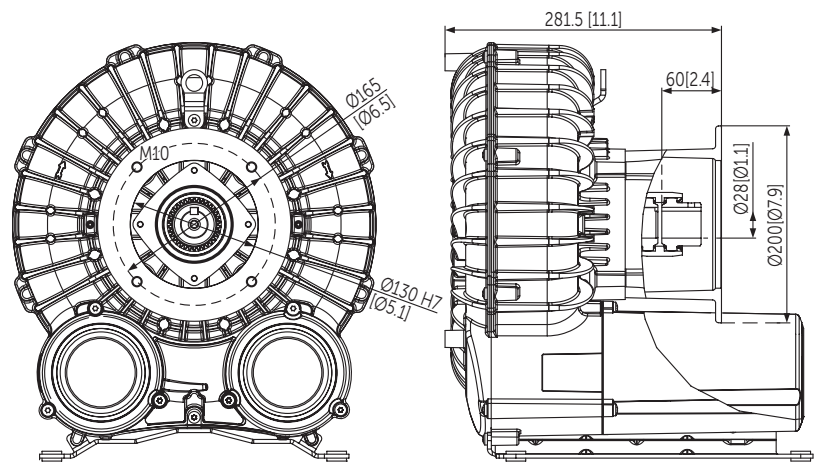
ATEX zone	Suction air rate m ³ /h (50 Hz)	Vacuum relative mbar (50 Hz)
II 3G/3G c IIB T3 II 3D c IIIB T 125	160	-370
II 3G/3G c IIB T3 II 3D c IIIB T 190	160	-405

50 Hz				Total weight
kW	V	min ⁻¹	A	kg
3.3	Δ230/Y400	2830	10.6/6.12	71



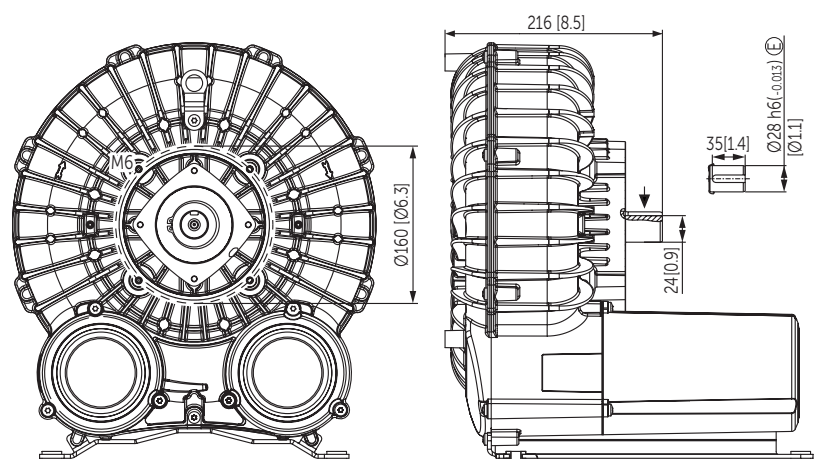
WITHOUT MOTOR

- With coupling for flange motor
- The motor must be supported!



WITHOUT MOTOR

- With free shaft end
- Max. 5600 rpm with V-belt pulley
- Possible performance data see VARIAIR SV 300/2¹⁾



OTHER VARIANTS AND ACCESSORIES

- With increased corrosion protection
- VARIAIR SV 300/2 with frequency inverter VAU7.5/3 for 100 Hz operation¹⁾
- VARIAIR SV 300/2 gas-tight (inert gases) with frequency inverter VAU7.5/3 for 100 Hz operation¹⁾
- Sound proof box SH 18¹⁾

¹⁾ See separate data sheet

• Current consumption and rotation speed may vary. Tolerance in each case -1.5/+2%. The motor illustration may vary.
• Dimensions in mm [inch] – For other dimensions, see the figure on page 2.



Sound proof box SH 18



MAKE IT BECKER.